



Youth Index 2015 Republic of Moldova

Policy Paper

Authors: Angelica Petrov, Igor Ciurea



EASTERN PARTNERSHIP
Civil Society Forum



**National Endowment
for Democracy**
Supporting freedom around the world

Project Funded by the
European Union



National Youth
Council of Moldova



Cuprins

Introduction	2
List of abbreviations	3
What is Youth Index? What is its structure?	4
The need of Youth Index	6
Who can use the Index?	6
By policymakers	6
By investors and donors	6
By the civil society	6
Infographics	7
1. Participation	9
1.1 Participation gap at national election	9
1.2 Participation gap at local elections	10
1.3 Representation gap in the Parliament	11
1.4 Rate of persons elected as mayors	12
1.5 Participation gap in the decision-making at community level	13
Recommendations	14
2. Unemployment	15
2.1 Unemployment gap	15
2.2 12 months unemployment gap	15
2.3 Informal Work gap	17
2.4 Labour migration gap	17
Recommendations	18
3. Risky behaviour and violence	19
3.1 Drug use gap	19
3.2 Road accidents gap	20
3.3 Petty crime rate gap	21
3.4 Serious crime rate gap	22
Recommendations	23
4. Health	24
4.1 Sexually Transmitted Infections prevalence gap	24
4.2 Alcohol use gap	25
4.3 Underweight gap	26
4.4 Tobacco use gap	26
4.5 Rate of youth and adult population working in heavy or hazardous conditions	27
Recommendations	27
5. Entrepreneurship	29
Recommendations	29
Sources	30

Introduction

The National Youth Council of Moldova (CNTM) is non-governmental, non-political youth organisation, which gathers under its umbrella 39 youth organisations of local and national levels. CNTM is the entity that meets the youth interests, serving as a single national platform for the youth voluntary sector. To implement its Vision, CNTM has the Mission to promote the interests of the Moldovan young people, contribute to the development of youth voluntary structures via the implementation of training programmes and activities, as well as of awareness, lobby and advisory events.

The present Analysis has been prepared by the CNTM in the framework of its strategic objectives outlined for the 2014-2018 timeframe. The research aims to consider and assess the situation of the youth in the light of certain Indicators of the Youth Index, determine the youth vulnerability area along with their disparities, having come up with a set of appropriate measures to address/overcome such issues.

The Report shall appraise the mechanisms applied by the Central Public Administrations (CPAs) in their endeavours to cover the youth rights, interests and difficulties with their policy documents, as well as the ways of getting the youth involved in the advisory process along with the extent to which their objectives and activities are targeting the

youth. The evaluation has been carried out based on the Methodology developed by an independent expert, on available statistical and empirical data collected from official sources and topical studies, and on the regulatory acts in force issued by the Ministry of Youth and Sports and by other branch ministries, on other relevant legal acts, Government Decisions, public sector policy documents, etc.

As it becomes obvious that the youth policy represents a cross-sectoral area, while certain objectives of greatest impact could be attained exclusively through conjunct efforts made by the Central Competent Body and by other APC bodies, it is increasingly justifiable to carry out a transversal assessment and use a simple and efficient tool-kit for evaluating the impact of such measures both on the adult population, in general, and on youth, in particular, an universal tool to tackle the youth evidence-based disparities.

The Report pursues the goal to improve the public policy content, strengthen the liaison between the public policy planning and the budget process, refine the public policy monitoring and evaluation system, identify the areas of increased vulnerability for the youth and those areas where no empirical data sources are available, having developed a series of measures aimed at improving the youth status.

List of abbreviations

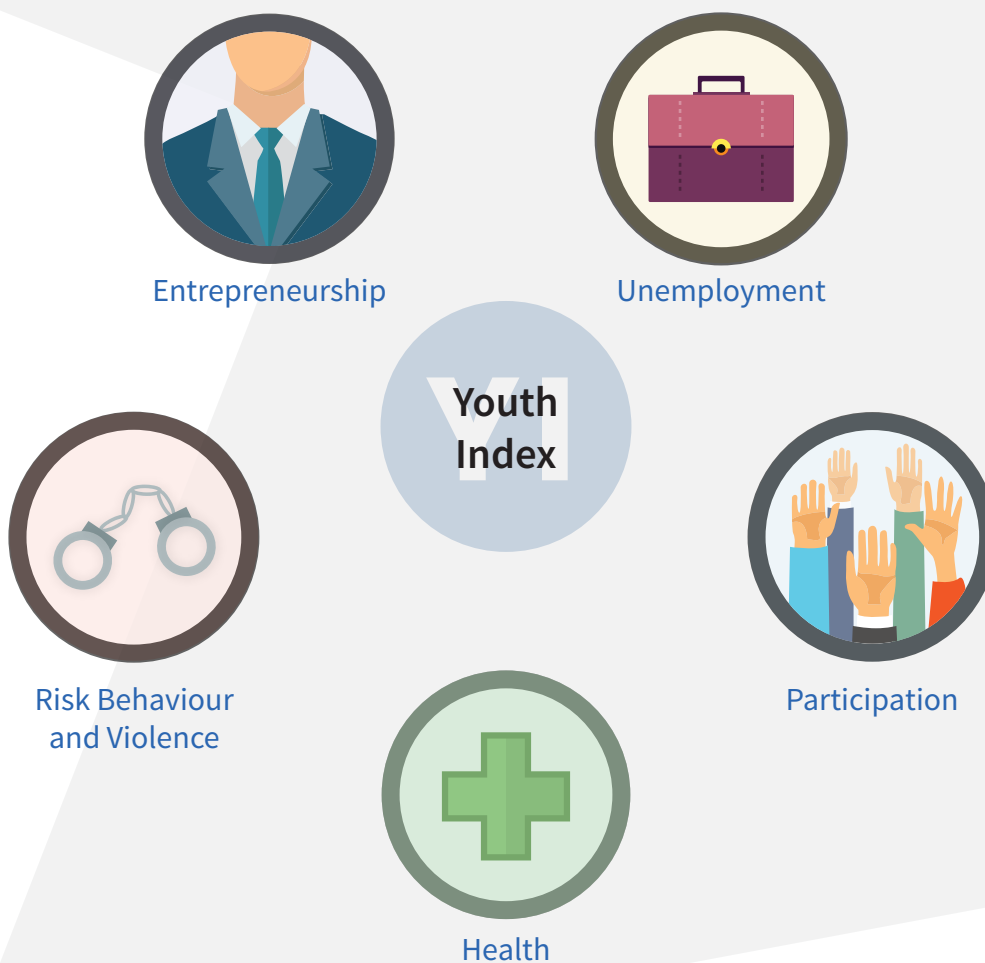
LPA	Local Public Administration Authority
LPA	Local Public Authority
NBM	National Bank of Moldova
NBS	National Bureau of Statistics
EC	Electoral Code
CEC	Central Electoral Commission
CNAM	National Health Insurance Company
CNTM	National Youth Council of Moldova
RND	Republican Narcological Dispensary
EKCYP	European Knowledge Centre for Youth Policy
BMI	Body Mass Index
STI	Sexually Transmitted Infections
SMEs	Small and Medium-sized Enterprises
MIA	Ministry of Internal Affairs
MoE	Ministry of Economy
MoF	Ministry of Finance
MoH	Ministry of Health
MYS	Ministry of Youth and Sports
ODIMM	Organisation from SMEs Development
NGOs	Non-governmental Organisations
CSOs	Civil Society Organisations
RM	Republic of Moldova
NYDS	National Youth Strategy
NES	National Education System

What is Youth Index? What is its structure?

Nowadays, the number of young people, as an integrant part of the world population, reached 1.8 billion, representing also the widest youth generation in the history of mankind. Due to the population structure, it is obvious that the world development and the wellbeing of future generations are directly conditioned by the extent to which the current problems the young people are facing are being addressed. To this end, the Youth Index represents a tool-kit to contour and portray the youth status relative to the adult population, having emphasized their vulnerabilities, which require the intervention of society players to implement integrated policy and programmes intended for the youth and services depending on their needs.

Under the Youth Index, the gaps between the youth and adult status have been tracked by certain areas. For the purpose of this document, as per the provisions of Article 5 of the Youth Law¹, the youth is represented by people aged between 16 and 30 years, while the adult population members have 30 and more years.

A National Commission has defined the areas for determining the Youth Index in the Republic of Moldova, as well as the indicators to be used following a wide consultation process, taking into account their importance and role in representing the youth real status. Hence, the Youth Index has been structured as per the following five areas:



Following the process of data collection for the previously listed five areas it has been asserted that currently no information on entrepreneurship disaggregated by age is being gathered in the Republic of Moldova. One of the Youth Index targets is to identify those areas that require data collection and development of record keeping tools.

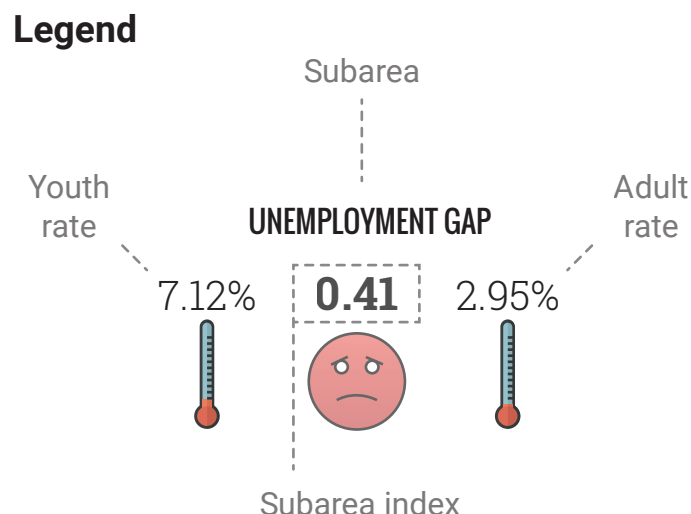
Although the Youth status in the entrepreneurship area has been reviewed in Chapter 5 of the Study, due to the lack of clear record-keeping the Youth Index for 2014 comprises just four domains, namely Participation, Unemployment, Risk Posing Behaviour and Violence.



The Youth Index reveals the gap between the status of adults and young people. Hence, the Index figure always falls between 0 and 1, meaning that the closer the Index is to 0 the more evident the gap between the status of adults and young people is. And, accordingly, the closer the Index is to 1 the less evident the gap between the status of adults and young people is. Nonetheless, even if the gap is less evident, it does not necessarily mean that the situation of youth is adequate; it could be the

case that the youth status is as bad as the adults'. The Youth Index for 2014 in the Republic of Moldova reached 0.49. This means that at present the young people are vulnerable twice as much as the adults are.

Further below we should consider the gaps for the indicators of each area to emphasise in greater details those issues the Moldovan young people encounter nowadays.



The need of Youth Index

The Youth Index is a tool-kit pursuing the goal to attract investments, through specific actions and dialogue, aimed at developing the youth sector. By having displayed a coherent picture of youth vulnerabilities, the Youth Index may serve as a strategic plan that defines the midterm youth priorities.

Who can use the Index?

Given the Youth Index content and goal, it can be used by different players of the society.

By policymakers

The Youth Index stresses both the areas where the youth situation is satisfactory and the vulnerable ones, having focused the authorities' attention on those areas that require the state intervention through integrated policy. To this end, the state authorities may tailor the regulations in place so that the latter meet the youth needs.

By investors and donors

Having defined the gap boundaries by areas, the Youth Index could be seen as a useful source of information on possible strategic development directions and potential involvement. Following the identification of vulnerability indicators, the latter could establish those areas requiring priority investments. Given the shortage of means, the investors could deploy their resources to develop programmes and projects intended for vulnerable groups, thus, having produced a great impact on improving the youth living conditions.

By the civil society

Having a comprehensive vision towards the youth situation, underpinned by statistical data, the Civil Society Players could easily identify those areas requiring involvement, including the development of project proposals. At the same time, the civil society members are the direct beneficiaries of the impact produced by such Programmes. In this way, the areas requiring lobbying could be identified as well.

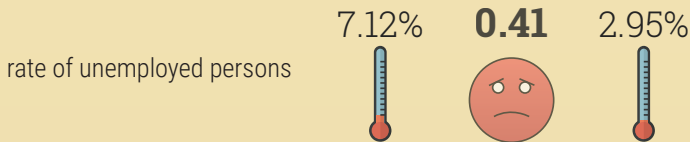


Employment

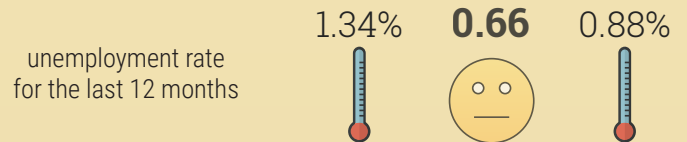
0.62



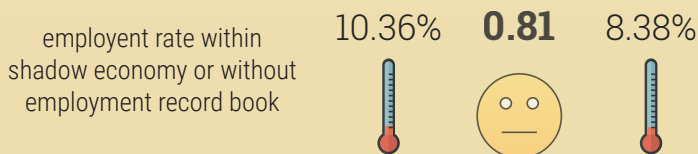
UNEMPLOYMENT GAP



12 MONTHS UNEMPLOYMENT GAP



INFORMAL WORK GAP



LABOR MIGRATION GAP



Source: NBS

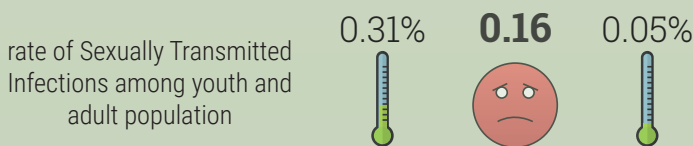


Health

0.61

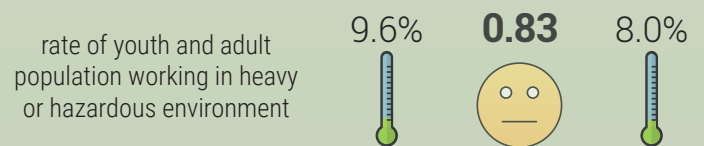


SEXUALLY TRANSMITTED INFECTIONS PREVALENCE GAP



Source: National Centre for Health Management

RATE OF YOUTH AND ADULT POPULATION WORKING IN HEAVY OR HAZARDOUS ENVIRONMENT



Source: Labour Force Survey, NBS

ALCOHOL USE GAP



rate of youth and adult population who consumed alcohol in the last 30 days

Source: STEPS Study 2013

TOBACCO USE GAP



rate of youth and adult population who are currently consumers of tobacco products

Source: STEPS Study 2013

UNDERWEIGHT GAP




rate of youth and adult population whose body mass index (measure of body fat based on height and weight) is lower than 18.5, which represents a high risk for health (except pregnant women)

Source: STEPS Study 2013



Participation*

0.34




PARTICIPATION GAP AT NATIONAL ELECTIONS



rate of persons who participated at the last national elections

PARTICIPATION GAP AT LOCAL ELECTIONS




rate of persons who participated at the first scrutiny of the last local elections in 2015

REPRESENTATION GAP IN THE PARLIAMENT**



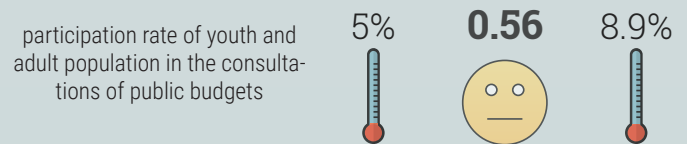
number of persons elected as Members of the Parliament of the Republic of Moldova

RATE OF PERSONS ELECTED AS MAYORS**



number of youth and adult population elected as mayors

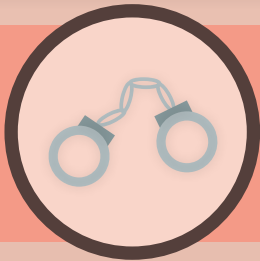
PARTICIPATION GAP IN THE DECISION-MAKING AT COMMUNITY LEVEL



participation rate of youth and adult population in the consultations of public budgets


*Data collected for the 18-30 age group
**Number

Source: CEC

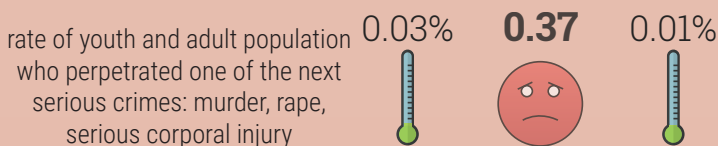


Risky behavior and violence

0.41




SERIOUS CRIME RATE GAP




Source: MIA

PETTY CRIME RATE GAP



Source: MIA

ROAD ACCIDENTS GAP



Source: MIA


DRUG USE GAP



Source: Republican Narcology Dispensary

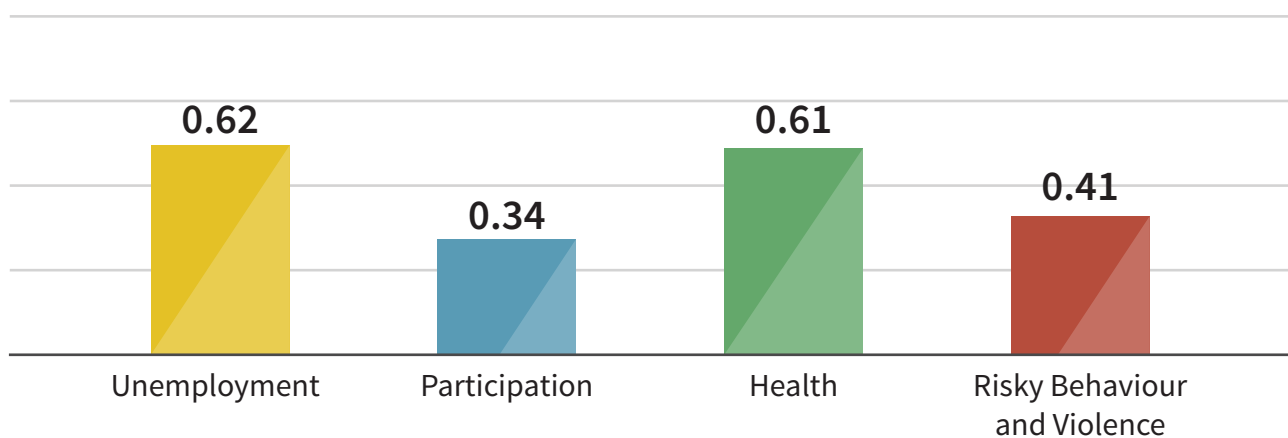
1. Participation

0.34



The active involvement of young people in public life, including certain political exercises, represents the key element in boosting the society sustainable development. Out of those four key areas of the Youth Index for which data have been collected, Participation is the weakest one, which recorded the lowest value. Hence, the Participation average value is 0.34 points. Concurrently, this area has also the lowest Indicator of the Youth Index – 0.13 – which relates to the youth representation in the Parliament.

Figure: Average value by areas



1.1 Participation gap at national election

Article 38 of the Moldovan Constitution stipulates that all citizens having attained the age of 18, including on the day of election, shall be entitled to vote. At the same time, the data furnished by the CEC show that the youth is the most passive category of voters during elections. Hence, the participation of young people in Parliamentary elections held in 2014 reached 34.43%, while the participation of adults was 64.64%.

Following the analysis of data on youth turnout we could assert that their interest in politics is rather low in the Republic of Moldova, and these trends could be also tracked at the European level. Only a small number of young people stated their interest in this democratic exercise. So far, they mentioned the low level of understanding the political process and politicians, as well as the lack of trust as the main obstacles

for their participation.

When considering the ways through which the Europe youth learn how to participate in this process, we find that the situations differ from one country to another, although the school curricula of education institutions in most countries comprise some information on electoral systems, Constitutional provisions, political institutions and how people should exercise their right to vote. Nonetheless, one of the issues that could be tracked as a general one is that such knowledge are taught at ages when teenagers tend to abandon schools for different reasons, joining the category of working people, being deprived in this way from basic civic knowledge. Participation is also learned in school when internal elections are being held for the class/school representatives in various bodies/structures, by having conducted meetings

with politicians, political experts or by having involved schools in community activities.

A Report commissioned by the EKCYP presents a summary of the data furnished by the National Correspondents from 35 European affiliated countries regarding the youth participation status. However, the EKCYP has seldom disposed of comparable data for all its member states. So far, 18 reports prepared by National Correspondents on youth participation are available.² This Report mentions that each of the European countries has its own legal framework that governs the voting process in different ways – from universality to binding restrictions for certain categories (students or pupils), from representative elections to designating certain representatives by NGOs.

1.2 Participation gap at local elections

Local Autonomy and Decentralisation takes place also by having elected a series of local bodies, which could react to community needs in an efficient and timely manner. Hence, the youth could get involved in the activities and decisions taken by the LPA representatives by delegating their vote to electoral candidates. Given the circumstances that every fourth citizen of the Republic of Moldova is young (15-29 years)³, their turnout would directly affect the extent to which the political class would respond to their needs, and, implicitly, the development of the Republic of Moldova in the long-run.

The involvement of youth in local elections through exercising their right to vote is an extremely important component. At the same time, the local elections held in June 2015 proved once again the lack of interest and of political culture amongst young people. The turnout rate of people aged 15 through 29 during the first ballot was 30.73% relative to

Poor participation of young people is a common feature for the elections of all levels, while the Moldovan Legislator failed to pass and enact any public policy document aimed to stimulate the participation of young people or of other passive groups in elections. The weak youth turnout raises the issue of legacy and credibility of Parliament Members amongst the youth.

One of the four priorities set forth by the National Youth Strategy 2014-2020 is aimed to encourage the youth participation. At the same time, this document failed to set any specific objective underpinned by concrete measures aimed at stimulating the youth turnout, although the latter is one of the most efficient ways of impacting the national policy and the priorities for the period of governance.

55.32% recorded for the adult population. Although the turnout indicator for local elections exceeds the one registered for Parliamentary elections by 0.03 points, there is a decrease of circa 4% in terms of participation rate. Such trends show a systemic decrease of confidence in the current political players, such phenomenon being more evident amongst the youth.

The participation of young people in the political life is deemed as paramount by 53.3% of youth and as not important at all by 1.5%. Nonetheless, only 47.9% of young people think they get actively involved in the country political life, mainly by exercising their right to vote, getting involved in the development of youth policy and decision-making at the community level.⁴

From the other side, the Code of Good Practices in Electoral Matters⁵ developed by the European Commission for Democracy

through Law (Venice Commission) and the Interpretative (revised) Statement of the Code of Good Practices in Electoral Matters regarding the participation of people with disabilities in elections⁶ points out a series of principles and mechanisms to stimulate and support the participation of people from certain risk groups, such as people with disabilities, minorities, women, etc., while the issue of weak participation of youth and their underrepresentation during elections has been totally overlooked.

To this end, encouraging the youth to exercise their right to vote shall become the top priority of both political parties and policymakers, including the CEC. It is necessary to set and institutionalize a series of tools such as: youth quotas in the election rolls, incentive programmes for specific

groups of young voters such as the starting voters, young people with special needs, young people from risk groups, representatives of social minorities, students, etc.; clear and qualitative inclusion of certain priorities for the youth in the electoral platforms of political parties aimed at promoting their interest towards elections; supporting transparent and open debates amongst the candidates on youth-related topics; using social Media methods to promote voters' turnout; enhancing the share and quality of courses promoting the participative culture in the national education system; streamlining the voting process for such categories as students or for other categories whose residence differs from their domicile; lowering the threshold age for the right to vote; other measures⁷.

1.3 Representation gap in the parliament

The “Representation gap in the Parliament” Indicator accumulated 0.13 point, which is the lowest value for the whole Youth Index. The underrepresentation of youth in the Parliament is not caused by specific demographic situation, as they represent circa one fourth of the Moldovan population, nor by their absence on the electoral rolls, as they are comprised by such lists although, as a rule, on the last positions.

The law does not stipulate any specific quotas for the youth or any models to motivate and support their inclusion on the electoral rolls. At the same time, the level of promoting the youth on the list top positions depends directly on the lobbying and advocacy ability of the youth wings within political parties, on their degree of independence from their senior colleagues, on the manner of funding such youth structures, on the political maturity of

parties, on transparency and accuracy of principles and mechanisms for promoting the people in public positions amongst the members of political parties.

At its first sitting of the Parliament the youth was represented by two members only (Marina Radvan – PSRM Faction and Constantin Țuțu – PD Faction). Following the appointment of Government members and other appointments, two more young people acceded to the Parliament (Mihaela Strătilă – PLDM Faction and Alina Zotea – PL Faction).

The young people would be able to strengthen their position within the political parties following the development of the youth wings, increase of their independence and professionalism. The capacity building of youth organizations implies also strengthening the ability of such political structures to bring the issues of young people

on the public opinion agenda, to generate solutions, to mobilize and involve the young people in addressing certain issues of public importance. Political party maturity and depersonalization would enable setting a

transparent environment for promotion and affirmation, open for free competition for all members of the political parties, having created, in particular, an environment conducive for the youth affirmation.

1.4 Rate of persons elected as mayors

The local general elections were held in June 2015 in the Republic of Moldova resulted in the election of 898 Mayors, 1116 councillors of Rayon level and 10564 councillors of Village, Commune and Town levels.

According to the National Youth Strategy 2014-2020, the first objective set for the youth development and enhancement is to have youth-friendly methods in place and close to their needs, aimed at promoting their participation in decision-making related to the youth development, such as policy and actions, including the ones from the groups with limited possibilities. The involvement of young people in elections by supporting their inclusion in the voting rolls is the most active way of influencing the youth policy.

As per the rights ensuring the legal basis for youth participation in decision-making granted by the Electoral Code, the young people could get involved directly in the state administrative structures as a Councillor or as a Mayor. Despite the gradual implementation of specific Target 1.1., dealing with the legal basis improvement by the end of 2017 with

the aim to ensure the youth participation, including the ones with limited possibilities, in all decision-making processes, the local elections held recently proved that it is not enough to have a permissive legal framework for the youth in place; a more pro-active approach is needed in training, empowerment and guidance of youth to ensure their sufficient representation in public elected positions.

Article 124(2) of the Electoral Code stipulates that the right to be elected as a Mayor is granted to the citizens of the Republic of Moldova who are eligible to vote, and have reached 25 years of age by and including on the election day. To this end, for the first ballot of local elections, out of the total number of 4 393 candidates, circa 276 people aged up to 30 years were promoted, representing 6,28% of the total. As per the data furnished by the CEC, only half of them were elected, hence, the share of young people holding the position of a Mayor was 3.34%.

Rate	18-29 years old	30+ years old
Share of people who participated in the first ballot of local elections (2015)	16.41%	83.59%
Share of people elected as Mayors (2015)	3.34%	96.66%

Official data: CEC

The results of local elections held in June 2015 show the youth underrepresentation at the local government level. Please see below a list of the youngest Mayors elected during the first ballot:

Șor Ilan (28 years old) – Orhei Town;

Cuhari Ivan (28 years old) – Unguri Village, Ocnița Rayon;

Zaharia-Lavric Indira (29 years old) – Romanovca Village, Leova Rayon;

Other four young Mayors elected during the second ballot are as follows:

Iurcu Andrei (25 years old) – Buda Village, Călărași Rayon;

Malai Nicoleta (25 years old) – Ghelăuza Village, Strășeni Rayon;

Popescu Vasile (25 years old) – Bozieni Village, Hâncești Rayon;

Prunici Ion (25 years old) – Păulești Village, Călărași Rayon.

1.5 Participation gap in the decision-making at community level

Participation of citizens in the decision-making process is one of the main principles of democracy and a means of continuous oversight of elected local and national officials in the process of exercising their public duty. The Youth Index for the Indicator “Participation in the decision-making at community level, which measures the share of youth and adults who were involved in the public budget consultations, shows the value of 0.36. It mirrors a relatively low participation of youth relative to the adult involvement, although the participation of the latter is not so promising. Only 4.1% of young people participated in the public budget consultations organised by the LPAs or by the CSOs, while some 11.3% of adults were involved in such processes.

The obstacles causing such a modest participation are as follows: social gap amongst the young people, lack of respect and confidence of youth towards the state institutions, poor training, lack of participative education and culture amongst the youth, weak infrastructure, lack of youth representation in leading bodies, shortage of

resources to conduct quality sessions and campaign to involve the youth in this process, etc.

The current legal framework is lacking a comprehensive package of actions and measures to support the youth participation in the decision process. The only document pursuing a specific objective to assist the youth in the decision-making process is the National Youth Strategy 2014-2020. Hence, amongst the outcomes of specific Target 1.1 one could mention the increase, by 2020, of youth participation in the decision-making process by 30%⁸.


The enhanced involvement of the youth shall have the following impact on the society: more high-quality decisions taken by Public Authorities of any level and their outcomes. As part of a democratic process, the participation enhances also the civic commitment and the decision-making transparency, develops the understanding of youth of democracy and human rights, promotes social inclusion and cohesion in the society, fosters the involvement of other young people via positive examples, etc.⁹

Recommendations

- 1.** Support the youth by facilitating their representation and participation through setting a minimum quota (25%) of young candidates on the lists of political parties, strengthen the youth wings of political parties and grant them autonomy in their activity and decision-making;
- 2.** Involve the youth at all decision-making stages, which have a great impact on their life through a pro-active approach adopted by Policymakers;
- 3.** Include clear and specific priorities for the youth in the electoral platforms, in public policy documents aimed at increasing the youth interest towards such democratic exercises;
- 4.** Develop certain measures to promote the youth participation in elections for distinct categories of young people: students, youth coming from socially vulnerable families, starting voters, etc.;
- 5.** Promote on TV, social Media networks and other youth-friendly channels the debates involving electoral candidates focused on youth issues and priorities;
- 6.** Increase the quality of education and electoral culture as well as the number of training course hours within the national education system. In this way, the electoral component, both theoretical and practical aspects, shall be included in the official national education system, while the informal one shall offer various opportunities to implement the actions necessary to educate the future voters;
- 7.** Streamline the voting process for such categories of youth as students, workers etc. who are not in the settlement of their domicile on the day of elections;
- 8.** Lower the threshold of the voting age, introduce innovative methods of voting such as electronic voting, actions supported through a comprehensive education system aimed to encourage active participation of citizens;
- 9.** Promote the draft decisions via the youth-friendly channels to ensure their involvement in debates and consultations in a simple, clear and motivating manner.

2. Unemployment

0.62



The employment amongst the youth is a prerequisite for fighting poverty and ensuring sustainable development. All over the world, the available statistics confirm that the unemployment rate in youth is much higher, while the quality of available jobs is poorer relative to the ones available for other age categories. The identification of the nature and scale of the issues related to the youth employment at the national level is extremely

necessary for the formulation of integrated policy and for the intervention programmes¹⁰. To this end, by detecting the vulnerable areas in the youth employment sector, setting the measures and specific programmes of intervention for them could ensure both the country economic potential growth and the capacity of their more efficient inclusion on the labour market.

2.1 Unemployment gap

The wellbeing and ability to invest in the development of citizens of a specific country depends heavily of the country economic status, its technical and scientific endowment and on the level of labour force employment. The Unemployment Gap Indicator, with the value of 0.41, shows an increased vulnerability level of the youth in terms of their integration on the labour market and the quality of works carried out by them.

As for the current activity status, the young people are assigned to the following categories: every third young person (31.7%) is employed, while the remaining part (68.3%) is economically inactive. The latter category comprises mostly high school pupils and students enrolled in the NES or participants in the training process outside the NES (39.5% of the total number of young people aged 15-29 years old), followed by the people involved in domestic work/household (14.6%). Amongst the employed people, four out of five (80.1%) have a paid job (employees), while the others (19.9%) have their own business or are

involved in family business (non-employees). One out of ten (11.9%) young people pursues a formal education career within the NES along with their occupational activity. As for the unemployed, two out of three are men; seven out of ten are from the rural area and four out of five are aged between 20 and 29 years.

Amongst the documents tackling specifically the unemployment issues amongst the youth one could mention the National Employment Policy and Strategy for 2007-2015.¹¹ While assessing the impact of labour force employment on the youth, one could notice a more linear approach as the document foresees an analysis that integrates the youth as direct beneficiaries of the document, the impact over this category being evaluated with no specific focus. At the same time, the impact assessment is rather intuitive based mostly on general objectives and progress results, without any particular attention to the youth.

2.2 12 months unemployment gap

The assessment of figures related to the prolonged unemployment reveals the youth vulnerability in this area. Hence, the unemployment rate amongst the youth for a 12-month timeframe is 1.34% relative to

0.88% amongst the adult population. These values show a gap of 0.66 points as per the Youth Index.

The number of unemployed people aged

15-29 years old (people who have no job, who actively search for a job and are available to start working as soon as they find a job) makes up circa 37 thousand people, out of them 2/3 are men (68.7%) and 69.8% have their residence in the rural area.

According to the breakdown of unemployed people by the searched/wished job (occupation), more than one third of them (37.1%) is seeking for a job as a skilled worker in the industrial, construction, transportation, telecommunications sectors (most of them being men), every seventh would like to work as high-skilled professionals (14.8%, 3/4 of them being women), as unskilled workers (14.6%, their majority being men), or as workers in the field of service rendering, trade and assimilated sectors (13.7%, of which more than 3/4 are women), etc.

Two out of five unemployed young people (39.5%) turned down the job offered to them some time ago. Amongst them, seven out ten young people (69.0%) mentioned low remuneration as the main reason to refuse. Some 10% rejected the job as the job qualification level did not match the one required by them (11.7%) or due to the inconvenient job location (9.0%).

The minimum monthly income level for a job that the unemployed young people would accept is MDL 2,500. Only 4% of the youth searching for a job placed a request to the Employment Agency, while 12.2% of unemployed people received state financial aid. During the last 12 months preceding the interview, the unemployed young people applied for two-three jobs on the average and participated in as many interviews/discussions.

To find a job every fifth young person would change his/her place of domicile and move either to Chisinau or to other country settlement.

The main issued stated by the unemployed people in searching for a job are low remuneration (33.1%) and job shortage (22.5%). Ideally, two out of five young people would like to be self-employed and run their own business, while three out of ten would like to be employed in the public or private sector. From the other side, the same number of unemployed people (three out of ten) makes no difference for whom to work.

As for the issue of professional training/education required in searching for a job, one out of three young people thinks that higher education would be more useful, one out of five – that vocational secondary education would be more appropriate, while every seventh individual – that the on-the-job training or secondary specialist education would be more relevant, etc.¹²

Every fourth young person works as a wholesaler or retailer, in hotels and restaurants, while one out of five works in Public Administration, Education, Health and Social Welfare sectors. More than 19% are engaged in Agriculture, while 16% – in Industry. To the question how they got employed, most of the young people mentioned they contacted directly the Employers, other 30.9% were helped by friends or relatives, and one out of ten joined the family business. Most respondents stated they managed to find a job in less than one month, 22.3% – in less than three months, while every sixth young person – in less than one year.

2.3 Informal work gap

Also, the Youth Index points out the youth susceptibility to work informally (i.e. without registration or any employment record). Hence, the informal work Indicator has the value of 0.81. The young people are more likely to be informally employed (exceeding the number of informally employed adults by circa 2%) or to get “envelope wages”. Such phenomenon exposes them to a series of risks from the social protection and health standpoints. This issue is tackled mainly in the Action Plan on Minimising the Practice of Envelope Wages and “Undeclared Work”¹³, which integrates certain youth-related aspects. The extent to which the youth priorities have been integrated in this public policy document has been assessed by the CNTM in the Report: Youth Policy Review, 2015 Edition.

The Action Plan on Minimising the Practice of Envelope Wages and “Undeclared Work” covers the implementation of a system for recognising the on-the-job acquired qualifications and informal training. The monitoring and evaluation process of the Action Plan implementation is characterised by a general approach, without stating the gap between the youth and other age categories. The Ministry of Labour, Social Protection and Family is going to develop a guide on the actions to be undertaken to detect and sanction the cases of “envelope wages” and “undeclared work”. At the same time, the Youth Law comprises provisions on stimulating the creative potential by

2.4 Labour migration gap

The current economic crisis has severely affected the unemployed youth. The disadvantages the young people are facing on the Moldovan labour market could expand in numbers along with the crisis prolongation.¹⁶ Migration affects development; therefore, the

facilitating the youth access to cultural, research and other types of activities aimed at boosting good practices.

According to the Labour Code, the minimum admissible age to get employed is 16 years. Nonetheless, an individual labour contract could be concluded with 15 years old teenagers with the written consent of their parents. Any employment of teenagers aged up to 15 years shall be prohibited.¹⁴ Nonetheless, hundreds of thousands of Moldovans work for an Employer or on a daily basis with no labour contract and no employment record books, having no medical insurance and social benefits provided by the State. For some of them the undeclared work is an additional source of income for which they have no obligation to pay taxes; while for others it is the only chance to earn for living. In both cases the state budget is “widowed” from billions of MDL.¹⁵ The undeclared work has been soaring lately. More and more graduates accept a job with no legal employment records, being disappointed to search for a better paid job, especially with an employment record book.

According to the Survey conducted by the NBS, titled “From School to Work”, one third of young people from the Republic of Moldova aged between 15 and 19 years old, i.e. 250 thousand people, currently work and derive income, while more than 52 thousand people are unemployed.

policymakers shall consider the types of policy interventions that have the largest chances to improve the outcomes.¹⁷

According to the data furnished by the NBS, the share of young people who left for abroad,

who work abroad or who are searching for a job abroad is twice as much as the share of adults. The labour force migration Indicator has the value of 0.58, which shows higher youth mobility in terms of labour force, which represents certain threats for the national economy and requires specific measures to be undertaken by the Government.

The National Strategy on Migration and Asylum (2011-2020) was adopted by Government Decision No. 655 of 08.09.2011. This is a national document aimed to regulate the citizens' circulation and mobility and

contribute to the wellbeing of country population, its socio-economic development, having granted the rights and social security of migrants. The Strategy core objective is to provide comprehensive management of migration and asylum processes, having approximated the internal legal framework with the International Law and with the EU legislation, to govern the flows of people with the aim to contribute to the country social and economic development, the country security and attainment of EU integration objectives.

Recommendations

1. Integrate some specific measures and programmes aimed at curbing youth unemployment into sectoral evidence- and statistic-based strategies;

2. Develop a regulatory framework covering remunerated and sustained internships, having devised incentives for Employers to hire recent graduates and students;

3. Approve a National Plan devoted to young NEET (Not employed, in Education or Training), supported financially and establish national centres to provide career guidelines and counselling;

4. Promote within the NES the importance and benefits of official employment, having pointed out the risks implied by “undeclared work” or “envelope wages”. Integrate some youth-related objectives into the National Plan on curbing the “undeclared work” or “envelope wages”, taking into account specific features of this age category;

5. Intensify the Partnership between education institutions and economic operators. The direct interaction of these two categories of entities would enable tailoring

the curriculum to accommodate the real labour market demand, and having ensured some young people with guaranteed jobs. Such practice has been successfully implemented by the Technical University of Moldova, which cooperates with Union Fenosa in this regards. Nonetheless, such practices are pretty rare in the Republic of Moldova;


6. Intensify the process of international mobility of students with the aim to bring, through them, international good practices into the country;

7. Conduct professional development and refresh trainings for the youth who encounter difficulties in entering the labour market, vocational trainings being the core measures implemented by many countries around the worlds during economic crises with the aim to mitigate the unemployment rate;

8. Advertise the services rendered by the National Employment Agency of Moldova (www.anofm.md), which activity is less known amongst the young people covered by the Project Survey.

3. Risky behaviour and violence

0.41



The young people in nowadays society are exposed to different forms of violence, which, at the end of the day, produce a rather negative impact onto their safety and welfare. On the other side, the higher is the safety of youth the more advanced is the society ensuring favourable environment for the growth and development of its citizens.

The risk posing and violent behaviour is stemming from the decisions taken by the citizens being affected by such factors as: Media or friends influence; negative example set by their own parents; consumption of harmful substances; marginalization, etc.

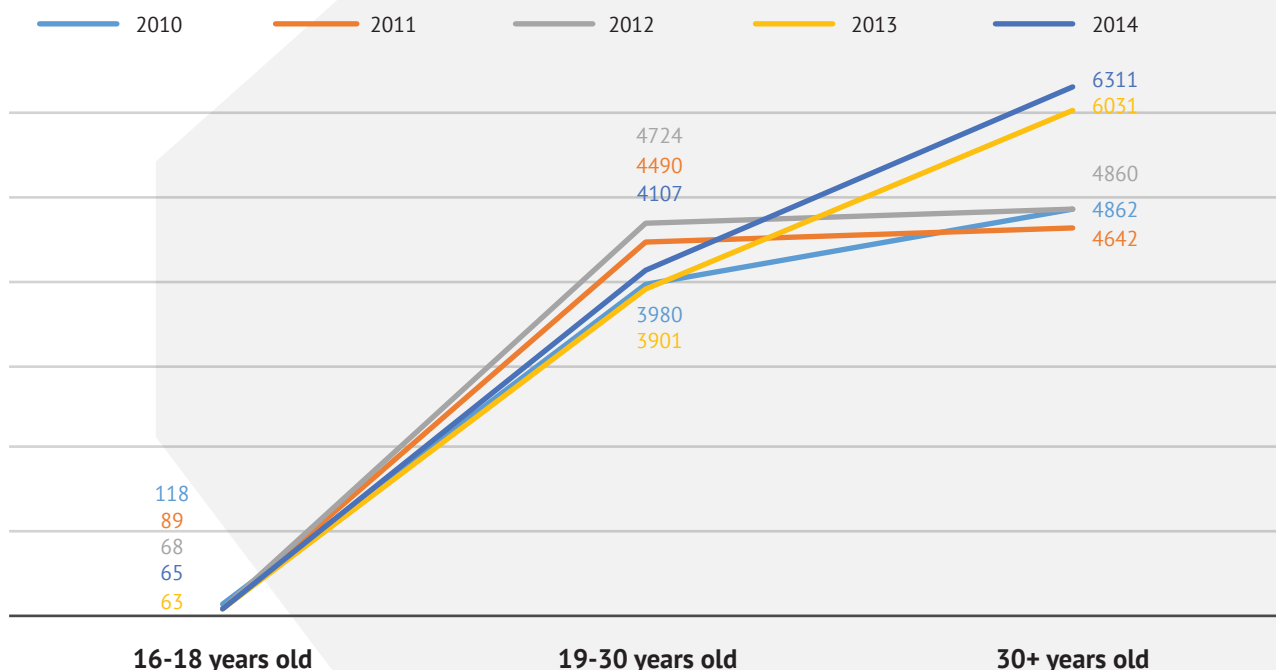
3.1 Drug use gap

The negative impact produced by using drugs is actually well known. Still, the international statistical data show that the risk of acquiring drug dependence is higher in youth. Therefore, the application of youth-specific measures with the view of decreasing the spread of this phenomenon in such is indispensable.

users could be supplied by the specialized medical facilities, still the overall it remain difficult to establish exactly the actual number of drug users, including attempts to carry out the breakdown of such by age categories. Pursuant to the records maintained by the Republican Narcological Dispensary (RND) the rate of drug users registered in 2014 among the youth was 0.49% with the rate of 0.3% among the adults, accordingly. Thus, one could conclude that although the share of youth in total population is by four times smaller compared to that of adults, still they are practically equal in consumption of narcotic substances.

Currently, in the Republic of Moldova there is no unified methodology of data collection with regards to drug consumers. Although certain data could be sourced from certain sociological and case studies while such concerning the number of registered drug

Evolution of the number of drug users during 2010-2014



Pursuant to the statistical data maintained by the RND and disaggregated by age groups, the largest number of drug users has been marked among the young people aged 19-30 years. Higher level of consumption among young people compared to adults is due to a series of factors, including such as pressure exerted within a group, desire to become adult, intention to look more confident, desire to reduce day-to-day strain, imitating behaviour of Media or movie stars.

Although from the standpoint of development, marked during 2010-2014 was a tendency towards the reduction in the number of drug users within the age category of those aged 19-20 years at the background of an increase among the adults, integration of clear cut regulations with regards to the young people should be a must in the government policies promoted in this domain.

The analysis conducted at the level of national legislation shows that the like interventions are urgently needed at this level as well. Thus, currently the Law on control and prevention of alcohol abuse, illicit consumption of drugs and other psychotropic substances¹⁸, does not contain specific integrated provisions with regards to young people or any youth-targeted programmes or actions to account for this specific vulnerable age group. The National Anti-drug Strategy for 2011-2018¹⁹, is a document also meant to

govern the aforementioned domain contains just some summary provisions with regard to the youth.

Pursuant to the Action Plan for 2014-2016, implemented with the purpose of preventing drugs consumption shall be two activities with a pronounced impact onto the youth: (1) reevaluation of school curricula module “Life and health – personal and social values” along with organizing and conducting activities of drugs use prevention in sports institutions, and (2) creation and development of resource centres for youth. Implemented as part of the activities planned in the pre-university educational institutions, pursuant to the evaluation report on the implementation of the General Police Inspectorate (GPI) Action Plan for 2014, was the National Awareness Campaign 2014 under the slogan “An Informed Child is a Protected Child”. Although the police staff conducted 2,793 information sessions with regards to the negative consequences of using drugs complete with recommendations on avoiding risk posing situations, these were meant for the pupils rather than for the youth. As a consequence there is obviously a need for a package of actions specific for the given domain and targeted towards a decrease of the number of minors and young people registered as drug users as well as towards a decrease of the number of offenses perpetrated by the cohort of persons.

3.2 Road accidents gap

Personal safety is a factor producing direct impact onto the welfare of young people. Pursuant to the WHO, nowadays, the main reason of deceases among the youth lies with traffic accidents, which fact is explained by rapid increase in the number of motor cars observed lately as well as by the intensification of road traffic. In this context, identification of the rate of youth involved in traffic accidents as the guilty or injured party

becomes a priority.

Pursuant to the data made available by the Ministry of Internal Affairs, registered during 2014 were 136 young people and 146 adults as victims of traffic accidents. The domain of risk posing behaviour and violence is bearing on the analysis of the indicators directly associated with the implication of youth in dangerous actions adversely affecting the

social values. From this standpoint, the indicator of traffic accidents rate in study of Youth Index was treated from the aspect of youth and adults guilty of causing traffic accidents. Pursuant to the data made available by the Ministry of Internal Affairs, registered in 2014 were 196 traffic accidents caused by young drivers and 216 accidents caused by adult drivers. These data show that 0.02% of youth are the drivers guilty of producing traffic accidents compared to adults, whose rate of accidents is lower by two times, amounting to 0.01%.

In the same context, the most vulnerable in the total number of young people involved in traffic accidents are the young people of age category 18-24 years, among which 111 drives were found guilty compared to 85 drivers aged 25-29 year.

The major gap of 0.45% in the rate of traffic

accidents produced by young people compared to adults is due to such factors as: lack of sufficient experience in case of young drivers, lower level of competencies to act promptly in risky situations, lack of educational programmes that would highlight the importance of road traffic safety, etc.

The Government of the Republic of Moldova in its National Strategy of Road Traffic Safety “Respect and Safety” 2011-2020 reiterates that the youth represents a category of age posing maximum risk. In this context, the existing Strategy pays special attention to the persons matching this segment of age, as a category that needs a comprehensive approach. As a consequence, we hereby mention that for the given Indicator, the aforementioned Strategy contains a series of specific objectives and programmes earmarked for the youth.

3.3 Petty crime rate gap (robbery, mild intentional injuries to body or health, hooliganism, theft, burglaries)

Classification of offences according to two different indicators of the Youth Index was not conducted pursuant to the Criminal Code but pursuant to the degree of threat to life and health of peoples. In this context, included under the incidence of the indicator “Petty crime rate gap” are robbery, intentional mild

injuries to body and or health, hooliganism, theft and burglaries. The rate of youth that participated as the authors in perpetration of herewith mentioned offences during 2014 amounted to 0.49%, a rate which is higher compared to the one registered in case of adults (0.3%).

Type of offences	16-24 years	25-29 years	30+ years	Men		Women	
				16-29 years	30+ years	16-29 years	30+ years
Robbery	325	123	165	432	153	16	12
Hooliganism	358	198	239	542	219	14	20
Intentional injuries to bone and health	162	99	305	249	284	12	21
Theft	2570	745	1517	2982	1346	333	171
Burglaries	63	12	23	72	22	3	1

Source: Ministry of Internal Affairs, 2014.

Analysis of data appearing in the above table enables us to outline a number of trends. Thus, in the entire group of youth, the most disposed for perpetrating the aforementioned 5 types of offences are the young people aged 16-24 years. At the same time, the smallest rate of offences occurs in age category of 25-29 years. The most

frequent offences perpetrated by both young and adult persons are represented by theft, which is typical for a considerably large number of youth aged 16-24 years. From the standpoint of their disaggregation by gender, observed could be a higher rate of offences perpetrated by male compared to female.

3.4 Serious crime rate gap

As part of the second indicator of the Youth Index with regards to offences, classified were intentional grave injuries to body or health, homicide and sexual offences. Pursuant to the calculations made, the rate of young

people acting as the perpetrators of the aforementioned offences amounted to 0.03%, which is three times as much as the ones perpetrated by adults, which constitute 0.01%.

Type of Offence	16-24 years	25-29 years	30+ years	Men		Women	
				16-29 years	30+ years	16-29 years	30+ years
Sexual offences	127	52	101	178	101	1	-
Intentional grave injuries to bone or health	34	27	98	58	89	3	9
Homicide	29	15	55	44	51	-	4

Source: Ministry of Internal Affairs, 2014.

Similar to the previous indicator, from the standpoint of disaggregation by category of age of youth, the group, which is most predisposed for perpetration of offences, is aged 16-24 years. From the standpoint of gender, again, one could notice that the considerable numbers of perpetrators are male. Despite the fact that in case of homicide (44-youth, 55-adults) and severe injuries to body or health (61- youth, 98 – adults) the number of adults is larger, still at the end of the day the rate of offences as part of this indicator of the Youth Index is higher due to the fact that these perpetrate twice as much sexual offences (youth - 179, compared to 101 in case of adults).

The gap in petty offences worth 0.20 and such with enhanced social threat worth 0.37 observed between youth and adults is due to the lack of educational programmes meant for the young people in view of raising their awareness with regards to risks of perpetrating offences as well as due to the social factors showing low incomes gained by the families; deficient supervision of children exerted by the family and parents/lack of discipline, influence of the circle of friends showing anti-social conduct; picking up negative examples of parents in case when these are drug or alcohol consumers²⁰.

In this context, with the view of reducing discrepancy and the rate of young perpetrators,

it is necessary for the Government to intervene through programmes designed for young people so as to combat delinquency with such. Currently, despite the fact that there are regulations with regards to

prevention of juvenile delinquency, the domain of regulation of such, however, fails to include the totality of persons making part of the category of youth.

Recommendations

1. Develop a viable mechanism of nation-wide collection of statistical data disaggregated by age with regards to consumption of narcotic substances;

2. Develop a module with regards to safety of road traffic and the methods of first aid in case of traffic accidents and integration of such into the school curricula;

3. Broadcast publicity spots in public transport with the view of raising public awareness along with statistical data with


regards to traffic accidents, materials on the behaviour and safety in traffic;

4. Carry out awareness campaigns within educational institutions with regards to consequences of abusive use of drugs and the associated health risks;

5. Develop young people' protection programmes against dangerous abuses and negligence, which could prevent deviant behaviour in youth as a result of negative influence.

4. Health

0.61



The adolescence is a period marked by most significant changes at the psychological and physical levels. Decisions taken by the young people during this period of time could have a long lasting impact onto their health. Therefore, lack of adequate sources of information with regards to health and inefficiency of programmes targeting the youth could have negative consequences. Health is a vital element for the development of mental, emotional and physical

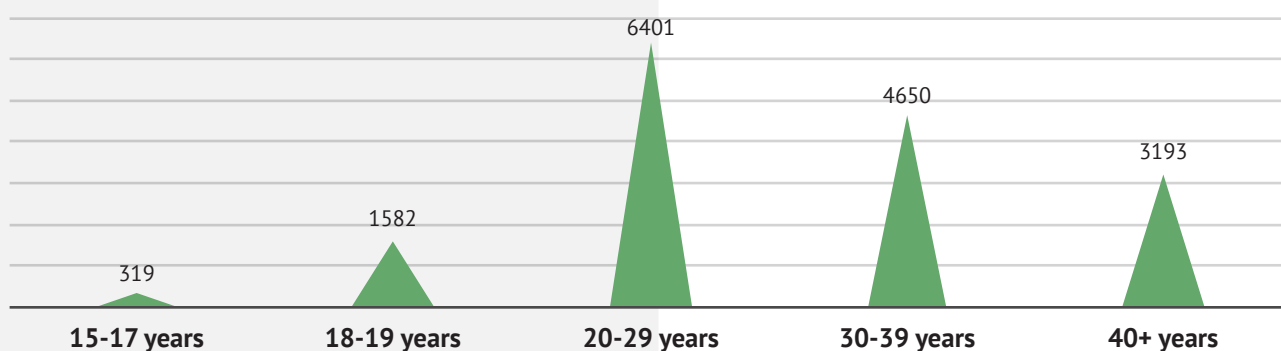
development. Pursuant to the Youth Index registered in the Republic of Moldova in the health sector was the second smallest gap between the situation of young people and adults. Nonetheless, the status of health represents a worrisome domain from the standpoint of the fact that the incidence of the rates within the frameworks of the indicators for both categories of age remains enhanced.

4.1 Sexually Transmitted Infections prevalence gap

In compliance with the data made available by the National Health Management Centre, 0.31% of the total number of youth suffer from sexually transmitted infections while the rate of adults is only 0.05%. Although the incidence of sexually transmitted infections

among the young people is considerably higher compared to that of adults, it is necessary to carry out a separate analysis in order to identify the most vulnerable groups of age.

Incidence of people who suffer from STI



Analysis of the above diagram shows a trend towards an increase of the STI rate among the youth in line with the increase of age and a decrease of such among adults. The highest level of incidence of sexually transmitted infections is being identified among young people aged 20-29 years, registering 6,401 cases, which is considerably higher compared to other categories of age. The gap between the rate of adults and youth suffering from sexually transmitted infections amounts to 0.16%, which shows a considerably higher incidence of these diseases amongst young people. This is due to the fact that the young

people are representing a category of age estimated as having high rates of exchange in sexual partners, practicing unprotected sexual relations with multiple partners or of using non-sterile equipment to inject drugs, activities placing them at risk of contracting sexually transmitted infections. In this context, the National Program on Prevention and Control of HIV/AIDS and sexually transmitted infections for 2011-2015, envisages as the target of establishing and ensuring the functioning of a single system of communication meant for behavioural change and promotion of healthy lifestyle,

shaping up inoffensive conduct in children and youth from the pre-university, vocational and university educational institutions. With all these, despite the existence of certain

4.2 Alcohol use gap

Pursuant to the Youth Index, consumption of alcohol is one of the most alarming indicators, while the youth and adults equally consume alcoholic beverages. The World Health Organization has estimated prevalence of diseases associated with consumption of alcohol in the Republic of Moldova at level four, being the highest risk factor (on a scale from 1 to 4)²¹.

Currently the Republican Narcological Dispensary is the sole institution vested with responsibility of collecting data on the number of alcohol consumers. Still, the RND is holding the statistical data concerning the number of minors and adults registered with the Dispensary. For example, in 2014, the RND registered only 6 persons aged 16-18 years and 46,670 aged 19+. There is no other government institution that would be responsible for regular collection of data on de facto alcohol consumption among the youth; some periodical studies being conducted by the NGOs or other international organizations.

Within the Youth Index, the number of the respective indicator refers to the actual alcohol consumers – these being the respondents that have used alcohol during the period of last three months. As a consequence, the last accessible data to that end are contained in the study STEPS 2014, prevalence of risk factors for non-sexually transmitted infections, WHO. Pursuant to herewith mentioned study, 61.7% of young people are de facto consumers of alcohol, while this rate among the adults amounts to 61.9%. Thus, one could conclude that practically one in every two young people is the de facto alcohol consumer. Although in case of this indicator the gap between the young people and adults

programmes for reduction of STI rate among the adolescents and minors, no specific programmes were implemented to cover the entire category of youth (16-29 years).

is practically inexistent still implementation of programmes designed for the youth is paramount from the perspective of the fact that these are subjected to an enhanced degree of risk to become permanent abusers of alcohol.

Currently implemented across the country is the National Program on Alcohol Control for 2012-2020, pursuant to which starting as late as 2017 shall be the introduction of public policy and actions with the purpose of reducing consumption of alcoholic products in all groups of population, reduction of morbidity and mortality caused by the alcohol addiction, facilitating access to services of renouncing and hot lines of discontinuing alcohol consumption in order to protect and improve health condition of the population²². Pursuant to the Report of program implementation for 2014, organized with the purpose of enhancing the level of information and knowledge on the dimensions and nature of burden resulting from degrading consumption of alcohol on human health, social and economic development through implementation of measures for enhancing the level of culture in consuming alcoholic beverages as well as for reducing such were 11,090 meeting with citizens, 6,009 informative lectures at the educational institutions touching on the respective topic, including on the risks and consequences of alcohol consumption as well as on application of administrative and penal sanctions²³. Moreover, disseminated through Media were 21 types of informative materials. With all these, pursuant to the available statistical data, the implemented actions are insufficient and, hence, there is a need of implementing certain specific programmes earmarked for the youth.

4.3 Underweight gap

The young people, especially during the period of adolescence, need balanced feeding habits in order to supplement the energy required for normal growth. Every young person could experience certain fluctuations of weight, which by itself could not produce any negative consequence on the status of health. The body mass index (BMI) is a ratio between weight in kilograms and the height in square meters calculated as follows:

$$\text{BMI} = \frac{\text{Weight (kg)}}{\text{Height (m}^2\text{)}}$$

In case of high BMI there is an enhanced risk of heart diseases, stroke, diabetes, and certain types of cancer while the low BMI could lead to such illnesses as asthma, scoliosis, intestinal problems or emotional disorders. Depending on the BMI, all persons could be broken down into four categories: underweight (having their BMI <18.5), persons with normal weight (having their BMI within 18.5 to 24.9), overweight (having their

BMI ≥ 25) and obese (having their BMI ≥ 30). Pursuant to data made available by the Study STEPS²⁴, registered in 2013 among the youth was the rate of underweightness of 5.6% and of 0.9% among the adults²⁵. This indicator shows quite a difference between the adults and young people, the latter being subject to such risk by practically 6 times as much compared to adult population.

The enhanced rate of this indicator among the youth could be explained by different reasons: often it is the desire to lose weight in order to have better looks or it comes as a result of incorrect meals with low content of vitamins or proteins. In this context the Health 2020: European Health Policy²⁶, envisages as the priority set at the European level for the subsequent years provisioning of healthy food products and conditions for healthy nutrition throughout the life. It also suggests formation of correct eating culture/habits starting with the most fragile age with due support of the educational institutions of all levels.

4.4 Tobacco use gap

Consumption of tobacco products as well as exposure to tobacco smoke serve as the reason of more than 6 million deceased annually. Pursuant to certain estimates smoking causes about 71% of pulmonary cancer and 42% of chronic respiratory diseases.

In the context of the Youth Index, consumption of tobacco was assessed under the aspect of status of actual smoker regardless of the type of product consumed, whether it was cigarettes, cigars or pipe. The latest data available in this domain disaggregated by age show a rate of 27.4% smokers among the youth and 24.11% among the adults. At the same time, registered every

year is a notable growth of the share of smokers with young age groups as well as with male and female.

The trend with the young people to consume tobacco is manifested at a rather fragile age being often conditioned by such factors as: influence of friends, curiosity, in stressful situations and in cases of encountering impulsivity or when consuming alcohol.

With the purpose of preventing tobacco consumption, pursuant to Article 17¹³ of the Tobacco Control Act²⁷, the Ministry of Health, in view of enhancing the awareness and education of population, takes care of disseminating information on the risks associated with cultivation and processing of

tobacco; risks of tobacco and tobacco products consumption as well as on the consequences for human health associated with exposure to tobacco smoke; toxicity and developing potential dependence on the cigarettes and tobacco products. Thus, pursuant to the IGP Report for 2014, published were 20 editorial articles in local newspapers and magazines and 80 information messages by the Police; also conducted were 1,510 lectures at the

gymnasium and lyceum educational institutions addressing such issues as abandonment of smoking and reduction of smoking. With all these the information campaigns fail to ensure information of all of the youth at the educational institutions. To that end it is necessary to introduce mandatory into the school curriculum the topic on the risk of tobacco products consumption.

4.5 Rate of youth and adult population working in heavy or hazardous conditions

Pursuant to the Labour Force Survey conducted by the National Bureau of Statistics, registered in 2014 was a rate of 9.6% youth and 8.0% adults working in complex or harmful conditions. Although in case of this indicator the gap between youth and adults is practically negligible, still the number of young people is too big. Complex or harmful conditions in the job produce a negative impact onto the humans' health, especially in case of young people as the most vulnerable ones. Arising from these

considerations the state through its policies shall pursue the objective of reducing the rate of young people taking the like positions.

In the same context, the 2020 Health Programme²⁸ pursues the objective of promoting health friendly jobs especially when such are meant for young people. Although the legislative framework is governing in general health safety in the job, no specific programmes are envisaged for reduction of the rate of youth working in complex or harmful conditions.

Recommendations

1. Ensure sustainability of the national policies in promotion of healthy lifestyle among youth;
2. Develop and implement specific earmarked programmes concerning promotion of youth-oriented healthy lifestyle and adequate behaviour;
3. Developing partnership between all of the interested stakeholders (Central and Local Public Authorities, NGOs, Educational Institutions, etc.) in order to promote youth-oriented programmes;
4. Plan and implement through Media

accessible for general public information campaigns for youth with regards to negative effects of drugs and tobacco products consumption for human health;

5. Use the potential capacity of the educational system (pre-university, vocational and university educational institutions) in shaping up adequate behaviour with children and youth;

6. Develop topical modules on diverse subjects (promotion of healthy lifestyle, sure nutritional level, the need of practicing sports, risk of consuming tobacco, drugs, etc.) and mandatory introduction of such into the

school curricula;

7. Develop public-private partnership in order to offer facilities to students/youth in practicing sports and in medium term – promoting programmes earmarked for granting support to the educational institutions

in creation/development/strengthening sports centres for youth;

8. Develop and promote specific earmarked programmes designed for reduction of the rate of youth working in complex or harmful conditions.

5. Entrepreneurship



The statistical data identified in the process of research conducted in the domain of Entrepreneurship shows that the Moldovan youth are more inclined to launch their own business (44.40%) compared to the adults (24.99%). These data look encouraging provided one bears in mind the fact that involvement and granting support to the youth aspiring to engage into the entrepreneurial activities would be a rather valuable solution in decreasing the unemployment rate as well as for the development of the national economy. The funding remains the core impediment often encountered by the youth at launching own business. Yet serving as another impediment in this process is a reduced number of mentoring programmes.

At the same time, in the process of a research conducted with the purpose of developing the Youth Index, it has been stated that currently in the Republic of Moldova there is no mechanism for collecting statistical data disaggregated by age with regards to other relevant aspects for

Recommendations

As a consequence, bearing on the outcome of the analysis of collected statistical data, relevant policy documents and international practices, the following conclusions and recommendations could be drawn for the domain of entrepreneurship:

- 1.** Develop and promote national and sectoral programmes in the domain of economic capacities featured by the youth based on the evidence and empirical data disaggregated by age, region, gender, etc.
- 2.** Strengthen capacities of the NBS and Ministry of Economy with the purpose of ensuring data collection in the domain of entrepreneurship disaggregated by age, which would allow to assess the situation with young entrepreneurs, the impact of the national programmes of economic enabling of the youth and the efficiency of such, identification of most efficient methods of intervention to support the SME founded and/or managed by the youth.

development of entrepreneurship among the youth, including the rate of funding businesses, rate of failed businesses during the first year of launching such and the rate of loans disbursed to the persons launching their own business.

The Organization for Development of Small and Medium Enterprises (ODIMM) maintains statistical data with regards to the programme beneficiaries with the view of supporting the entrepreneurship. Nonetheless, the data offered by the ODIMM are not sufficiently representative as these fail to keep track of the situation across the country.

In the context of missing eloquent statistical framework capable of mirroring the actual situation in the domain of entrepreneurship it would be a true challenge to implement efficient policies and programmes targeted towards solving the problems encountered by young entrepreneurs, policies and programmes meant to restrict the intuitive and inconsistent intervention measures in herewith mentioned domain.

- 3.** Develop with the support of the National Bank of Moldova a methodology and mechanism of collection of data disaggregated by age with the purpose of monitoring and evaluation of the level of lending and efficiency of national lending programmes offered to the young entrepreneurs;
- 4.** Enhance institutional capacities of the State Enterprise “Registru” with the purpose of collecting data disaggregated by age with regards to the success rate of undertakings managed by the youth.
- 5.** Ensure formation of a large scale horizon of economic culture and competencies in the domain of entrepreneurship among students by offering special courses included into socio-humanistic guidance component offered pursuant to the Framework plan for university studies as a mandatory condition in cycle I programmes and higher education for acquiring the license.

Sources

- 1 <http://lex.justice.md/md/311644/>
- 2 Manfred Zetner, (2011) Youth Participation in Policy Matching. Finding of a summary analysis of the information templates in participation in the EKCYF, Vienna.
- 3 NBS, as of 1 January 2013, the population aged 15-29 years reached 926,194 people, or 26% of the total recorded population of 3 559 497 people.
- 4 Sociological Survey: Participation of Youth in the Republic of Moldova, conducted during December 2010 through January 2011. East Europe Foundation.
- 5 http://www.cec.md/files/files/8786_venice-code-good-practice-19-10-2002-ro.pdf
- 6 <http://www.cec.md/index.php?pag=news&id=1354&rid=11590&l=ro>
- 7 <http://www.idea.int/resources/analysis/loader.cfm?csModule=security/getfile&pageID=61587>
- 8 <http://lex.justice.md/index.php?action=view&view=doc&lang=1&id=356215>
- 9 http://www.unicef.org/violencestudy/pdf/call_action.pdf
- 10 http://www.statistica.md/public/files/publicatii_electronice/Cercetarea_TSM/Sinteza_TSM.pdf
- 11 <http://lex.justice.md/md/324604/>
- 12 http://www.statistica.md/public/files/publicatii_electronice/Cercetarea_TSM/Sinteza_TSM.pdf
- 13 <http://lex.justice.md/index.php?action=view&view=doc&lang=1&id=339169>
- 14 <http://muncaformala.md/drepturi-la-munca/>
- 15 <http://www.investigatii.md/index.php?art=303>
- 16 Youth unemployment and Poverty in the Republic of Moldova: current situation and possible answers, Nick Maddock, Lovita Ramgutte, page 2.
- 17 Integration of Migration into the National Development Strategy of Moldova, page 10.
- 18 Law No. 713 of 06.12.2001, on control and prevention of abusive consumption of alcohol and illicit consumption of drugs and other psychotropic substances.
- 19 Government Decision No. 1208 of 27.12.2010, on the approval of the National anti-drug Strategy for 2011-2018. Published: 07.01.2011 in the Official Gazette No. 1-4.
- 20 Basic study on the actual situation in prevention of juvenile delinquencies in the Republic of Moldova, IRP, Chisinau 2014 http://irp.md/uploads/files/2015-03/1426708292_studiu-prevenirea-delincventei-juvenile-in-moldova-2015.pdf
- 21 Prevalence of risk factors for non-transmittable diseases in the Republic of Moldova, conducted by the World Health Organization in 2013.
- 22 Government Decision No. 360, 06.06.2012 on the approval of the National Program on alcohol control for 2012-2020.
- 23 INFORMATIVE NOTE on the degree of implementation of the actions envisaged by the National Programme on alcohol control for 2012-2020, approved by Government Decision No. 360 of 06.06.2012, in the course of 2014.
- 24 Prevalence of risk factors for non-transmittable diseases in the Republic of Moldova, conducted by the World Health Organization in 2013.
- 25 It is worth mentioning that the sample on which data collection was bearing for STEPS study excluded pregnant women.
- 26 The 2020 Health Strategy, WHO, http://www.ms.gov.md/sites/default/files/health2020_rom.pdf
- 27 Law No. 278 of 14.12.2007 on tobacco control, Published: 07.03.2008 in the Official Gazette No. 47-48, Effective as of : 07.03.2008.
- 28 2020 Health Strategy, WHO, http://www.ms.gov.md/sites/default/files/health2020_rom.pdf